



View Summary





[Browse Responses >](#)

Page: Default Section




1. Do you live within the Hills of El Dorado or WoodRidge communities?

	Response Percent	Response Count
Yes 	99.3%	141
No 	0.7%	1
<i>answered question</i>		142
<i>skipped question</i>		

2. How many people under the age of 12 live in your home?

	Response Percent	Response Count
None 	50.7%	71
One 	18.6%	26
Two 	21.4%	30
Three or more 	9.3%	13
<i>answered question</i>		140
<i>skipped question</i>		2

3. How many people between the ages of 13-19 live in your home?

	Response Percent	Response Count
None 	78.4%	109
One 	10.1%	14
Two 	8.6%	12

Three or More

2.9%

4

answered question

139

skipped question

3

4. How many people between the ages of 20 – 55 live in your home?

	Response Percent	Response Count
None <input type="checkbox"/>	25.5%	36
One <input type="checkbox"/>	9.2%	13
Two <input type="checkbox"/>	62.4%	88
Three or more <input type="checkbox"/>	2.8%	4
answered question		141
skipped question		1

5. How many people over the age of 55 live in your home?


	Response Percent	Response Count
None <input type="checkbox"/>	62.6%	87
One <input type="checkbox"/>	12.9%	18
Two <input type="checkbox"/>	24.5%	34
Three or More <input type="checkbox"/>	0.0%	0
answered question		139
skipped question		3

6. Neighborhood Watch is a citizen based crime prevention program in which neighbors recognize and report suspicious activities in their area. Would you attend an informational meeting about Neighborhood Watch?

Response Response

	Percent	Count
Yes <input type="checkbox"/>	78.4%	105
No <input type="checkbox"/>	21.6%	29
<i>answered question</i>		134
<i>skipped question</i>		8


7. To receive e-mail notices about Neighborhood Watch meetings, please provide your e-mail address.

	Response Count
<input type="text"/>  view	85
<i>answered question</i>	85
<i>skipped question</i>	57

8. Which of the following benefits of parks, recreation services and open space is most important to you?

	Response Percent	Response Count
Providing opportunities to enjoy nature & outdoors <input type="checkbox"/>	35.3%	48
Promoting youth development <input type="checkbox"/>	14.7%	20
Improving health & wellness <input type="checkbox"/>	12.5%	17
Connecting people together, building stronger families & neighborhoods <input type="checkbox"/>	37.5%	51
<i>answered question</i>		136
<i>skipped question</i>		6

9. Please indicate how important the following possible FACILITIES at Oak Knoll Village Park, are to you and your household:


	Not Desirable	Somewhat Desirable	Desirable	Very Desirable	Rating Average	Response Count
Convert current pool to Spray ground play structure	46.8% (58)	9.7% (12)	19.4% (24)	24.2% (30)	2.21	124
Expand/renovate Clubhouse for meetings, parties, classes, Special events	16.3% (20)	12.2% (15)	36.6% (45)	35.0% (43)	2.90	123
Outdoor Sports court	22.5% (29)	12.4% (16)	34.9% (45)	30.2% (39)	2.73	129
Outdoor basketball court	21.8% (27)	12.9% (16)	37.1% (46)	28.2% (35)	2.72	124
Finish street landscaping	22.8% (28)	15.4% (19)	30.9% (38)	30.9% (38)	2.70	123
Add improvements to slope area on east side of park	19.2% (24)	11.2% (14)	36.8% (46)	32.8% (41)	2.83	125
Update Play structure for older kids/teens	23.0% (28)	15.6% (19)	29.5% (36)	32.0% (39)	2.70	122
Don't change anything. We like it like this.	72.2% (70)	8.2% (8)	8.2% (8)	11.3% (11)	1.59	97
Please add your ideas: 						56
<i>answered question</i>						137
<i>skipped question</i>						5

10. Please indicate how important the following possible PROGRAMMING at Oak Knoll Village Park, are to you and your household:

	Not Desirable	Somewhat Desirable	Desirable	Very Desirable	Rating Average	Response Count
Teen Center programming	31.2% (39)	13.6% (17)	30.4% (38)	24.8% (31)	2.49	125
After school kids programming	24.2% (31)	12.5% (16)	35.2% (45)	28.1% (36)	2.67	128
Recreation Classes	10.4% (13)	4.0% (5)	40.8% (51)	44.8% (56)	3.20	125
Walking Club	25.6% (32)	11.2% (14)	34.4% (43)	28.8% (36)	2.66	125
Senior Programs (indoor)	30.4% (38)	12.8% (16)	25.6% (32)	31.2% (39)	2.58	128 125
Water Aerobics	27.3% (35)	9.4% (12)	33.6% (43)	29.7% (38)	2.66	128

No dedicated use, just special programs or classes or meetings 34.3% (34) 11.1% (11) 33.3% (33) 21.2% (21) 2.41

99

Please add your ideas:  view

42

answered question

137

skipped question

5